



M. A. Shah & Co.

Chartered Accountants

Navliwala Building, Station Road, Anand – 388001 Gujarat

PH.: (02692) 251011-12

Email: pramesh@prameshca.com

Trust Reg. No.: Anand/E/1348

REPORT OF AUDITORS

We have audited the annexed Balance Sheet of TRIBHUVANDAS FOUNDATION-ANAND at the end of 31/03/2020 and also the annexed Income and Expenditure account for the year ended on that date and we beg to report that:

- a. The accounts have been maintained regularly and in accordance with the provision of the Act and Rules.
- b. The receipts and disbursements are properly and correctly shown in the account.
- c. The cash balance and the vouchers in the custody of the Managers and Trustees on the date of audit were in agreement with the accounts.
- d. All the books, account, vouchers and other records required by us, were produced before us.
- e. The inventory, certified by Trustees, of the movables of the Trust has been maintained.
- f. On behalf of the Trust Shree Dr. NIKHIL KHAROD appeared before us and furnished the necessary information required by us.
- g. No property or the funds of the Trust have been applied for any object or purpose other than the object or purpose of the Trust.
- h. There were no outstanding for rent for more than one year and that no amount has been written off during the year under report.
- i. During the year under report there were no repairs or construction involving and expenditure exceeding Rs. 5000/- for which no tenders have been invited.
- j. No money of the Trust has been invested contrary to the provision of section 35.
- k. No alienations of the immovable property contrary to the provision of Section 36 have been made which have come to our notice.

Place: Anand
Date: 06-10-2020




Pramesh Doshi

Mem.No.045319

Chartered Accountants

UDIN20045319AAAAHS1217



TRIBHUVANDAS FOUNDATION ANAND
Balance Sheet as on 31/03/2020


Liabilities	Amount	Assets	Amount
Trust Fund(L.Y.)	5,40,898.00	FIXED ASSETS	
General Fund (L.Y.)	4,76,67,286.27	(Net of Depreciation)	
Gramodyog Building Capital Grant	3,23,868.00	(Schedule - A)	2,82,32,937.25
Child line Project Capital Grant	1,35,000.00		
Child line Project Railway Capital Grant	70,000.00		
Clinic Capital Equipment Fund	16,00,000.00		
Donation for Pediatric NICU- FCRA	22,53,513.00		
Tapovan Project Capital Grant	4,50,000.00		
Infrastructure Fund	1,62,32,608.00		
Donation Fund- Equipment AND	3,50,000.00		
Donation Fund- Equipment KAP	11,50,000.00		
M.V. Gandhi Hospital	1,12,70,480.00		
NICU - Kapadwanj center	12,00,000.00		
Reserve Fund for KMC	30,00,000.00		
Tarapur center - Renovation Donation	75,00,000.00		
SECURITY DEPOSIT		INVESTMENTS	
L.Y. Bal.	2,80,846.00	(Schedule - B)	3,18,09,386.00
Creditors	38,56,176.50	CLOSING STOCK	
Payable Income Tax	25,000.00	(Schedule - F)	
Outstanding Milk Project	21,24,197.00	Medicine & Hospital	29,76,408.51
Payable Disability Project VSG Trust		Handicraft	7,87,240.70
Payable EPF @ 12 %	1,75,989.00		37,63,649.21
Payable GSLI	8,000.00		
Payable Housing Finance		ADVANCE & DEPOSITS	
Payable LIC Deduction	18,746.00	(Schedule - C)	87,711.54
Payable PF Admin Charges	2,640.00		
Payable PF MGT Contribution	1,75,989.00		
Payable Professional Tax	16,130.00	TRADE & DEBTORS	
Payable Staff Salary	13,10,978.00	(Schedule - D)	94,60,135.50
Payable to TF Staff Credit soc	2,50,873.00	CASH & BANK BALANCE	1,24,19,820.82
Payable EDLI Contribution	6,002.00	(Schedule - E)	
		Income & Expense A/c.	
		L.Y. Credit Balance	1,05,80,632.39
		ADD: Surplus During Year	1,79,967.45
		Add: Depreciation Tr. To I/E A/c	58,20,914.51
Total Rs.	10,19,95,219.77	Total Rs.	10,19,95,219.77

Tribhuvandas Foundation, Anand

Place: Anand
Date:06-10-2020

Examined & Found Correct

Chartered Accountant
UDIN20045319AAAAHS1217


CHIEF EXECUTIVE OFFICER
TRIBHUVANDAS FOUNDATION
ANAND



TRIBHUVANDAS FOUNDATION TRUST


RAJODPURA

ANAND-388001


Income & Expenditure Statement

1-Apr-2019 to 31-Mar-2020

Particulars	AMOUNT RS	Particulars	AMOUNT RS
1. PROGRAMME EXP		1. PROGRAM INCOME	17880914.00
Ashaworker/TF Staff Training & Food Exp	1327439.00	Asha Worker Training & Food	1214484.00
CHP Medicine Pur. Expenses	9837467.72	CHP Medicine Income	14594087.00
CHP Programme Honorarium Exp	6609145.00	H B Laboratory - CHP Income	31460.00
Sankara Eye Hospital Camp Exp	45310.00	Project/programme HR Income	724137.00
Stationery & Printing Exp	777139.00	Sankara Eye Hospital Camp Income	63350.00
Travelling Exp	914954.00	VHW Kit -Received From KKM	1114596.00
VHW Health Education & Training	266552.00	VHW Protshahan - Received From Torrent	138800.00
VHW - Jatan Protshahan Exp.	1038150.00		
VHW Kit Expenses	215880.00	2.CLINIC INCOME	35841973.10
VHW Protshahan - Torrent	138800.00	Abhayrab Vaccine Income	210280.00
VHW Protshahan for Delivery Exp	117400.00	Clinic Medicine Income	15779152.10
		Dental OPD Case Fee	389320.00
2.CLINIC EXP		Dental Treatment Fees	972240.00
Chimjivi Yojna Exp	381622.00	ECG - Inocme	20050.00
Clinic Equipment Maintenance Exp	192800.00	General OPD Case Fee Income	1412130.00
Clinic Equip. Repair & Maint Exp	231649.00	Green Cross Laboratory Income	
Clinic Hospital Stock Pur. Expenses	959575.00	Gynec Hospital Charges	6631240.00
Clinic Medicine Purchase Exp A/c	9199278.99	Gynec OPD Case Fee Income	1334320.00
Clinic Misc Exp	231327.00	Gynec Sonography 3D Income	715420.00
Consultancy / Clinic Training Exp	9023338.00	Gynec Sonography Fee Income	2373210.00
Dental Laboratory Expenses	566260.00	Laboratory Income	2461016.00
Dental Material Exp	103490.00	NICU - Charges - KMC	22160.00
Dental Treatment Exp	71900.00	Pediatric Hospital Charges - Kapadwanj	1063140.00
Gynec Sonography Exp	16506.00	Pediatric OPD Case Fee - Income	886490.00
Laboratory Expenses	2736401.00	Physiotherapy Case Fee Income	127800.00
Performance Exp- Dr. Shivendra	53466.00	Physiotherapy Income	135105.00



Vaccine -Anti Rabies Expenses Vaccine - Hep. B. Exp Visiting Doctor Conveyance Charges- And Visiting Doctors Fees - Kapadwanj	207450.00 1954.00 668800.00 1331200.00		Vartual Lab Income	1308900.00	9445167.50
3. PROJECT EXPENSE CCCH Bench No 8 Childline 1098 Project Exp KMC Project Exp. Milk Project - Malmourishment Exp Railway Childline Project Exp School Infrastructure Exp Tapovan Project Exp	29015.00 1286669.50 170456.00 2864378.00 1309565.00 2070746.00 10350.00		3. PROJECT INCOME CCC Bench 8 Income Childline Project Grant CSR Project KMC Unit - Kapadwanj Milk Project - Malmourishment Income Railway Childline Project Grant	1286669.50 363000.00 6485933.00 1309565.00	
4.HANDICRAFT UNIT EXP Handicraft Processed Material Purchase Exp Handicraft Raw Material Pur Exp.	274679.00 1095458.30		4. HANDICRAFT UNIT - INCOME Handicrafts Income	1768093.86	1768093.86
5.ADMINISTRATIVE EXPENDITURE Admin Consulting Fees ADV Publicity & Public Relation Exp. Audit Fees Exps. Bank Charges Computer Maintenance Exp Electricity Exp. Estate Repairs & Maint Exp. Garden & Sanitary Service Insurance Premium Expenses Land Revenue Exp Library Books Expenses Office Expenses PNG Expenses Postage Expenses Security Service Charges Telephone Expenses	354895.00 60065.00 128620.00 6087.80 103495.00 916624.00 289747.00 758482.00 184441.00 90072.00 2028.00 261753.00 11615.00 16994.00 521779.00 409331.00		5. CONTRIBUTION Dairy Society 1.5 /l Scheme Dairy Society Contribution KDCMPU LTD- Contribution Sundry Donation	13200756.00 1301500.00 5000000.00 423484.00	19925740.00
			6. OTHER INCOME Amul Parlour Rent INTEREST INCOME Other Income Scrap Sale Income	176400.00 4326270.00 65811.00 116226.00	4684707.00




TRIBHUVANDAS FOUNDATION - ANAND
Schedule - A FIXED ASSETS DATE 31-03-2020

Particular	Gross Block				Depreciation				Rate		Net Block	
	Op. Bal.	Sale	Apr to Sep	ADDITION	Total	Clo. Bal.	Op. Bal.	Addition	Total	%		
	1-Apr-2019			Oct to Mar		31.3.20	1-Apr-2019					
1 Air Cond. & Water Cooler												
AC VID 1.5 T SPLIT VS5J3	57303.00				57303.00	57303.00	3,61,689.33	8,595.45	3,70,284.78	15%	48,707.55	
AC VID 1.5 T VS253 WV1 3 STAF	11980.04				11980.04	11980.04	10,969.96	1,797.01	12,766.96	15%	10,183.03	
AC VIDEOCON 1.5 T 3 * VSZ53	13311.16				13311.16	13311.16	12,188.84	1,996.67	14,185.51	15%	11,314.49	
Mitsubishi AC 1.6Ton SRK	26622.31				26622.31	26622.31	24,377.69	3,993.35	28,371.03	15%	22,628.97	
MITSUBISHI AC SRC 13 CLV - 6	46700.00				46700.00	46700.00	-	7,005.00	7,005.00	15%	39,695.00	
MITSUBISHI AC SRC 18 CL	19314.14				19314.14	19314.14	11,404.55	2,897.12	14,301.67	15%	16,417.02	
MITSUBISHI DXX AC -	38628.46				38628.46	38628.46	18,822.83	5,794.27	24,617.09	15%	32,834.19	
Mitsubishi Split AC SRK18cs	104907.00				104907.00	104907.00	47,310.28	15,736.05	63,046.33	15%	89,170.95	
Mitsubishi Split AC DXK53cscs-S6	350532.04				350532.04	350532.04	61,858.59	52,579.81	1,14,438.40	15%	2,97,952.23	
Mitsubishi SRK AC	18298.89				18298.89	18298.89	11,779.22	2,744.83	14,524.05	15%	15,554.06	
SAMSUNG REF RR2115RCAVL	35948.63				35948.63	35948.63	13,101.38	5,392.29	18,493.67	15%	30,556.33	
WATER COOLER	17902.62				17902.62	17902.62	8,876.10	2,685.39	9,561.49	15%	15,217.22	
Whirpool Refri.	51875.23		29200.00		81075.23	81075.23	11,894.98	12,161.28	24,056.27	15%	68,913.94	
2 Clinic / Hospital Equipment												
Ambu Bag Silicon Child	10476.25		118140.00		10476.25	10476.25	4,023.75	1,571.44	5,595.19	15%	8,904.81	
Anaesthesia Machine Classic with Hypo	163024.72				163024.72	163024.72	29,96,000.63	1,12,465.89	31,08,466.52	40%	1,68,698.83	
Auto Clave Single Drum	190.51				190.51	190.51	1,279.49	76.20	1,355.69	40%	114.31	
Auto Clave Single Drum	6735.96				6735.96	6735.96	45,239.04	2,694.38	47,933.42	40%	4,041.58	
Auto Scope	6726.00				6726.00	6726.00	4,484.00	2,690.40	7,174.40	40%	4,035.60	
B.P. Instrument Mercury Diamond Regu	1243.20				1243.20	1243.20	828.80	497.28	1,326.08	40%	745.92	
Color Doppler Ultrasound Scanner	1803.21		11760		13563.21	13563.21	8,003.79	5,425.28	13,429.07	40%	8,137.93	
Crash Cart	1252924.42				1252924.42	1252924.42	22,28,624.22	5,01,169.77	27,29,794.02	40%	7,51,754.65	
Diamond Stethoscope	12112.07				12112.07	12112.07	8,074.71	4,844.83	12,919.54	40%	7,287.24	
Dressing Drum 11*9sealless	243.62				243.62	243.62	433.11	97.45	530.56	40%	146.17	
ECG Model	517.10				517.10	517.10	3,472.90	206.84	3,679.74	40%	310.26	
EMCO TABLE TOP PULSE OXIMETER OXI-SAT	42000.00				42000.00	42000.00	-	16,800.00	16,800.00	40%	25,200.00	
F & P Bubble CPAP System with Bird Blender	4014.36				4014.36	4014.36	26,960.64	1,605.74	28,566.38	40%	2,408.62	
FUMIGATOR (FOGGING MACHINE)	18000.00				18000.00	18000.00	32,000.00	7,200.00	39,200.00	40%	10,800.00	
Gy. Table with Accessories	1469.66				1469.66	1469.66	9,870.34	587.87	10,458.20	40%	881.80	
HEATER	6880.73				6880.73	6880.73	11,844.76	2,752.29	14,597.05	40%	4,128.44	
INFUSION PUMP INFUMAX	887.24				887.24	887.24	4,278.76	354.90	4,633.65	40%	532.35	
Instrument Trolley SS with Railing	21150.98				21150.98	21150.98	1,42,051.02	8,460.39	1,50,511.41	40%	12,690.59	
INSUSION PUMP	10806.89			13924.00	24730.89	24730.89	7,204.60	9,892.36	17,096.95	40%	14,838.54	
Labour Table Comp. with Accessories	3525.12				3525.12	3525.12	23,674.88	1,410.05	25,084.93	40%	2,115.07	
Labour Table Two Section S.S. Top	23740.37				23740.37	23740.37	15,826.92	9,496.15	25,323.07	40%	14,244.22	
Laryngoscope Paddiatric Set of Twl Blade	1973.16				1973.16	1973.16	13,251.84	789.26	14,041.10	40%	1,183.90	
Led Double Surface Phototherapy with Mobile Tr	122.47				122.47	122.47	822.53	48.99	871.52	40%	73.48	
LED LIGHT (DENTIST)	3810.24				3810.24	3810.24	25,589.76	1,524.10	27,113.86	40%	2,286.14	
LED Photo Therapy with Trolley	194.40				194.40	194.40	1,305.60	77.76	1,383.36	40%	116.64	
L LINEAR PROBBER	4681.15				4681.15	4681.15	31,438.85	1,872.46	33,311.31	40%	2,808.69	
Machinetoze Rubber Sheeting	13608.00				13608.00	13608.00	74,592.00	5,443.20	80,035.20	40%	8,164.80	
Mattress As Per Bed	349.14				349.14	349.14	2,344.86	139.66	2,484.52	40%	209.48	
Mayos Trolley SS Double Bar	288554.40				288554.40	288554.40	1,92,369.60	1,15,421.76	3,07,791.36	40%	1,73,132.64	
Medicine Trolley with Six Drawers	5025.60				5025.60	5025.60	3,350.40	2,010.24	5,360.64	40%	3,015.36	
Microtox hubsSe Inventor	13291.09				13291.09	13291.09	8,860.73	5,316.44	14,177.16	40%	7,974.66	
N2o Cylindr A Type	69600.00			69600.00	69600.00	69600.00	-	27,840.00	27,840.00	40%	41,760.00	
Nitrus Refeling Charge	979.78				979.78	979.78	6,580.22	391.91	6,972.13	40%	587.87	
Oclave Double Drum 12*21" SS	88.52				88.52	88.52	594.48	35.41	629.89	40%	53.11	
OT Drug Trolley	1211.11				1211.11	1211.11	8,133.89	484.44	8,618.33	40%	726.67	
Oxygen Cylinder with Pin Index B Type	10954.91				10954.91	10954.91	7,303.27	4,381.96	11,685.24	40%	6,572.94	
Patient Exa Revol Stool SS Top	2503.87				2503.87	2503.87	16,816.13	1,001.55	17,817.68	40%	1,502.32	
Patient Seat Cum BED	2886.17				2886.17	2886.17	1,924.12	1,154.47	3,078.59	40%	1,731.70	
PHISIO THERAPY INSTRUMENT	11058.62				11058.62	11058.62	7,372.42	4,423.45	11,795.87	40%	6,635.17	
Pulseoxymeter Fingertrip	35375.95				35375.95	35375.95	28,718.05	14,150.38	42,868.43	40%	21,225.57	
Radiant Heart Warmer with Fixed Coradile	163.04				163.04	163.04	1,094.96	65.22	1,160.18	40%	97.82	
	2721.60				2721.60	2721.60	18,278.40	1,088.64	19,367.04	40%	1,632.96	



FIXED ASSETS	Gross Block					Depreciation					Rate	Net Block
	Op. Bal. 1-Apr-2019	Sale	Apr to Sep	ADDITION		Op. Bal. 1-Apr-2019	Addition	Total	Total	%		
				Oct to Mar	Total							
Particular												
Radiant P5 Parameter NICU/PICU Monitor	5598.72				5598.72	5598.72	2,239.49	39,840.77	39,840.77	40%	3,359.23	
Rockprint Heat Wasar Fix Trolley	3888.39				3888.39	3888.39	1,555.36	27,669.97	27,669.97	40%	2,333.03	
Saline Arrang. SS Saline ROD	17899.84				17899.84	17899.84	7,159.32	19,093.16	19,093.16	40%	1,739.90	
Saline Stand Castor Base	1897.21				1897.21	1897.21	2,023.69	2,023.69	2,023.69	40%	1,138.32	
SS TOP & SS Tray	79117.52				79117.52	79117.52	31,647.01	84,392.02	84,392.02	40%	47,470.51	
S.S Tray with Lid 10*12"	89.81				89.81	89.81	35.93	639.11	639.11	40%	53.89	
Stool SS Top	32658.68				32658.68	32658.68	13,063.47	34,835.93	34,835.93	40%	19,595.21	
Suction Machine Imported Single Bottle	530.71				530.71	530.71	212.28	3,776.57	3,776.57	40%	318.43	
Suction Machine Oil Immersion	5860.51				5860.51	5860.51	2,344.20	29,243.69	29,243.69	40%	3,516.31	
SYRINGE PUMP	5961.60				5961.60	5961.60	2,384.64	42,423.04	42,423.04	40%	3,576.96	
Syringe Pump - Pediamax	2980.80				2980.80	2980.80	1,192.32	21,211.52	21,211.52	40%	1,788.48	
Syringe Pump - Terumax Rx	2980.80				2980.80	2980.80	1,192.32	21,211.52	21,211.52	40%	1,788.48	
Tetal Dopplar Galitron GFM11	625.97				625.97	625.97	250.39	4,454.42	4,454.42	40%	375.58	
Three Fold Screen with Cloth	4175.09				4175.09	4175.09	1,670.04	4,453.43	4,453.43	40%	2,505.05	
T Light 22" Four Reflector	2993.76				2993.76	2993.76	1,197.50	21,303.74	21,303.74	40%	1,796.26	
TRAZE UNO TABLE TOP PULSE OXIMETER	4218.48				4218.48	4218.48	1,687.39	30,018.91	30,018.91	40%	2,531.09	
T Table Hydraulic Regula Model	5171.04				5171.04	5171.04	2,068.42	36,797.38	36,797.38	40%	3,102.62	
UPS	29607.93				29607.93	29607.93	11,843.17	69,945.84	69,945.84	40%	17,764.76	
Vacuum Cup Silicon Medium	136.08				136.08	136.08	54.43	968.35	968.35	40%	81.65	
WARMER WITH FIXED CRADLE	8164.80				8164.80	8164.80	3,265.92	58,101.12	58,101.12	40%	4,898.88	
WEIGHING MACHINE CALTRON	1129.46				1129.46	1129.46	451.79	8,037.32	8,037.32	40%	677.68	
3 Computer	116466.97		239607.00	110462.00	466535.97	466535.97	186,614.39	19,73,775.80	19,73,775.80	40%	2,79,921.58	
Attendance Machine	6264.00				6264.00	6264.00	2,505.60	10,857.60	10,857.60	40%	3,758.40	
Branded Desktop PC	78346.29				78346.29	78346.29	31,338.52	1,70,600.23	1,70,600.23	40%	47,007.77	
Cartridge Toner	2880.00				2880.00	2880.00	1,152.00	8,192.00	8,192.00	40%	1,728.00	
DIGITAL TABLETS	804.56				804.56	804.56	321.82	5,367.69	5,367.69	40%	482.73	
HARD DISK	412.13				412.13	412.13	164.85	2,749.56	2,749.56	40%	247.28	
Laptop	82656.00			27220.00	109876.00	109876.00	43,950.40	2,45,998.40	2,45,998.40	40%	65,925.60	
LED 19.5 ACER MONITOR	466.71				466.71	466.71	186.69	3,113.74	3,113.74	40%	280.03	
PEN DRIVE 8 GB	2449.02				2449.02	2449.02	979.61	4,736.19	4,736.19	40%	1,469.41	
PRINTER	39428.73		22000.00		83688.73	83688.73	33,475.49	93,245.69	93,245.69	40%	50,213.24	
PRINTER EPSON	583.12				583.12	583.12	233.25	3,890.36	3,890.36	40%	349.87	
Projector	62095.80			11612.00	73707.80	73707.80	29,483.12	97,079.92	97,079.92	40%	44,224.68	
Scanner Canon	307.15				307.15	307.15	122.86	2,049.20	2,049.20	40%	184.29	
SYSTEM ACER VERITON M200 CORE	1839.02				1839.02	1839.02	735.61	12,269.24	12,269.24	40%	1,103.41	
Wireless Router	311.04				311.04	311.04	124.42	2,075.14	2,075.14	40%	186.62	
4 D.D.K. Unit Equipment												
ADULT SILICON AMBU BAG	1336.34				1336.34	1336.34	200.45	1,424.11	1,424.11	15%	1,135.89	
ALLICE TISSUE FORCEP 6" 16 CM	644.68				644.68	644.68	96.70	687.02	687.02	15%	547.98	
ALLICE TISSUE FORCEP 8"	328.86				328.86	328.86	49.33	350.47	350.47	15%	279.53	
ARTERY FORCEP 6" CURVED FINE	690.62				690.62	690.62	103.59	735.98	735.98	15%	587.02	
ARTERY FORCEP 6" STRAIGHT 16CM	230.21				230.21	230.21	34.53	245.32	245.32	15%	195.67	
ARTERY FORCEP 8" CURVED	411.34				411.34	411.34	61.70	438.36	438.36	15%	349.64	
B.P. INST. ANTIQUE. -DISHA	794.50				794.50	794.50	119.17	846.68	846.68	15%	675.32	
B.P. INST. STAND MODEL -DISHA	1616.65				1616.65	1616.65	242.50	1,722.85	1,722.85	15%	1,374.15	
Burner Stove	1412.49				1412.49	1412.49	211.87	1,099.39	1,099.39	15%	1,200.61	
Ceiling Type LED OT Light	44795.00				44795.00	44795.00	6,719.25	23,924.25	23,924.25	15%	38,075.75	
Cuscos Spiculum Medium Duckbill	170.17				170.17	170.17	25.53	181.35	181.35	15%	144.64	
Epistiotomy Scissor	263.09				263.09	263.09	39.46	280.37	280.37	15%	223.63	
GREEN ARMITAGE FORCEP	890.54				890.54	890.54	133.58	949.04	949.04	15%	756.96	
HIV . Kit Protection Sterile	1233.50				1233.50	1233.50	185.03	1,314.52	1,314.52	15%	1,048.48	
Instrument Safety Pin	221.85				221.85	221.85	33.28	236.43	236.43	15%	188.57	
I.V. Stand	4110.80				4110.80	4110.80	616.62	4,380.82	4,380.82	15%	3,494.18	
Kocher Forceps 8"	559.07				559.07	559.07	83.86	595.79	595.79	15%	475.21	
LABOUR TABLE	38899.44				38899.44	38899.44	5,834.92	32,560.47	32,560.47	15%	33,064.53	
Led Light for Composit Cure	10241.44				10241.44	10241.44	1,536.22	5,469.78	5,469.78	15%	8,705.22	
LOW FORCEP	287.63				287.63	287.63	43.14	306.52	306.52	15%	244.49	



FIXED ASSETS	Gross Block						Depreciation			Rate		Net Block
	Particular	Op. Bal. 1-Apr-2019	Sale	Apr to Sep	ADDITION		Op. Bal. 1-Apr-2019	Addition	Total	%	%	
					Oct to Mar	Total						
MATRESS 66"X30"	657.73				657.73	657.73	602.27	98.66	700.93	15%	559.07	
Mayo's Scissor 8.5" & 7.5"	320.51				320.51	320.51	293.49	48.08	341.56	15%	272.43	
MAYOS TROLLY S.S. TOP 4%	1425.08				1425.08	1425.08	1,304.92	213.76	1,518.68	15%	1,211.31	
METAL VACCUM CUP	224.99				224.99	224.99	206.02	33.75	239.76	15%	191.24	
MOSQUITO ARTERY FORCEPS' CURVED	537.14				537.14	537.14	491.86	80.57	572.43	15%	456.57	
Needle Holder 6"	104.40				104.40	104.40	95.60	15.66	111.26	15%	88.74	
Oxygen Flowmeter Kol. Without Bottle	1315.45				1315.45	1315.45	1,204.55	197.32	1,401.87	15%	1,118.13	
PLAIN INST. TROLLY S. S. TOP	2959.77				2959.77	2959.77	2,710.23	443.97	3,154.19	15%	2,515.80	
Proctoscope Medium	114.84				114.84	114.84	105.16	17.23	122.38	15%	97.62	
REVOLVING STOOL S.S. TOP 4%	1041.40				1041.40	1041.40	953.60	156.21	1,109.81	15%	885.19	
Scissor Straight 23cm	107.01				107.01	107.01	97.99	16.05	114.04	15%	90.96	
S.S. BABY. TRAY 12*18	378.45				378.45	378.45	346.54	56.77	403.31	15%	321.69	
STETHOSCOPE MICROTONE	3683.02		3248		6931.02	6931.02	1,577.97	1,039.65	2,617.63	15%	5,891.37	
Stitch Remove Scissor	180.61				180.61	180.61	165.39	27.09	192.48	15%	153.52	
STRECHER ON TROLLY 6 WHEEL	3288.64				3288.64	3288.64	3,011.36	493.30	3,504.65	15%	2,795.35	
Tonsil Scissors 8" Curved	1062.81				1062.81	1062.81	973.19	159.42	1,132.61	15%	903.39	
Tuning Fork S.S.	115.36				115.36	115.36	105.64	17.30	122.94	15%	98.06	
Clinic Equipment for Gynec Unit - Tarapur	315530.20				315530.20	315530.20	55,681.80	47,329.53	1,03,011.33	15%	2,68,200.67	
5 Delivery Unit - Anand												
Mitsubishi Heavy Srk/srcl8y/s	38292.50				38292.50	38292.50	22,657.50	5,743.88	28,401.38	15%	32,548.63	
Mitsubishi Heavy SRK/SRC 20CLS-6	28556.81				28556.81	28556.81	17,943.19	4,283.52	22,226.71	15%	24,273.29	
Oxygen Cylinder Bottle	18288.64				18288.64	18288.64	11,491.36	2,743.30	14,234.65	15%	15,545.35	
6 Electrical Fixture												
Automech Eicher 15 KVA DG Set	101399.71				101399.71	101399.71	65,487.36	15,209.96	80,697.32	15%	86,189.76	
Ceiling Fan	4750.26				4750.26	4750.26	712.54			15%	4,037.72	
ELECTICAL MOTOR	20030.45				20030.45	20030.45	1,46,856.63	3,004.57	1,49,861.20	15%	17,025.89	
Electrical Fixture and Fitting	44392.40				44392.40	44392.40	78,493.12	6,658.86	85,151.98	15%	37,733.54	
1200mm Bldc bee star ceiling fan	222247.20				222247.20	222247.20	42,332.80	35,559.55	77,892.35	16%	1,86,687.65	
7 EPABX equipment												
EPABX equipment	140211.64				140211.64	140211.64	3,49,994.64	21,031.75	3,71,026.39	15%	1,19,179.89	
Telephone instrument	3650.12		22720		26370.12	26370.12	1,995.56	3,955.52	5,951.08	15%	22,414.60	
8 lab Equipment												
CENTRIFUGE	3489.32				3489.32	3489.32	15,515.68	523.40	16,039.08	15%	2,965.92	
HEMATOLOGY ANALYZER SYSMEX	77112.00				77112.00	77112.00	3,42,888.00	11,566.80	3,54,454.80	15%	65,545.20	
Laboratory Equipment	390706.81				390706.81	390706.81	7,39,290.61	58,606.02	7,97,896.63	15%	3,32,100.79	
MICROSCOPE	11407.07				11407.07	11407.07	50,722.93	1,711.06	52,433.99	15%	9,696.01	
9 Office Equipment												
Artis Bluetooth Speaker	17340.00		2999		20339.00	20339.00	3,060.00	3,050.85	6,110.85	15%	17,288.15	
Bed & Mattress	6159.67				6159.67	6159.67	2,365.83	923.95	3,289.78	15%	5,235.72	
Chair	16643.00				16643.00	16643.00	3,357.00	2,496.45	5,853.45	15%	14,146.55	
Micromax led TV	28538.75				28538.75	28538.75	10,961.25	4,280.81	15,242.06	15%	24,257.94	
Nikon Digital Camera	5185.00				5185.00	5185.00	915.00	777.75	1,692.75	15%	4,407.25	
Office Equipment	712774.56				712774.56	712774.56	2,73,764.63	1,06,916.18	3,80,680.81	15%	6,05,858.38	
Revolving Chair	54194.88				54194.88	54194.88	19,941.70	8,129.23	28,070.93	15%	46,065.65	
Wooden cupboard with Examin Table	10038.70				10038.70	10038.70	3,855.70	1,505.81	5,361.50	15%	8,532.90	
10 Vehicle												
Cycle	1148.93				1148.93	1148.93	540.67	172.34	713.01	15%	976.59	
EECCO	155920.67			637640	793560.67	793560.67	73,374.43	1,19,034.10	1,92,408.53	15%	6,74,526.57	
Bolero - Mahendra			942000		942000.00	942000.00		1,41,300.00	1,41,300.00	15%	8,00,700.00	
Vehicle	304514.05				304514.05	304514.05	1,43,300.73	45,677.11	1,88,977.84	15%	2,58,836.60	
Building A/c	3206774.06				3206774.06	3206774.06	9,85,087.46	4,81,016.11	14,66,103.57	15%	27,25,757.95	
Child line Project Fix Assets	84829.04				84829.04	84829.04		12,724.36	3,678.29	15%	72,104.68	
CHP Dead Stock	6887.12				6887.12	6887.12	2,645.22	1,033.07	3,041.85	15%	5,854.05	
Family Planning Equipment	5695.45				5695.45	5695.45	2,187.53	854.32	3,041.85	15%	4,841.13	
General Dead Stock	151316.63				151316.63	151316.63	58,118.15	22,697.49	80,815.65	15%	1,28,619.13	
Handicraft Equipment	31415.41				31415.41	31415.41	5,960.07	4,712.31	10,672.38	15%	26,703.10	
Land	1292601.00				1292601.00	1292601.00				15%	1,29,2601.00	




FIXED ASSETS	Gross Block						Depreciation		Rate	Net Block	
	ADDITION						Total	Addition			
	Op. Bal. 1-Apr-2019	Sale	Apr to Sep	Oct to Mar	Total	Clo. Bal. 31.3.20					Op. Bal. 1-Apr-2019
Particular											
Medical Equipment	18143.39				18143.39	18143.39	10,316.84	2,721.51	13,038.34	15%	15,421.89
M.V. Gandhi Meternity Hospital	9964991.77		171002		10135993.77	10135993.77	27,50,152.83	15,20,399.07	42,70,551.89	15%	86,15,594.70
NICU Furniture	403059.80				403059.80	403059.80	71,128.20	60,458.97	1,31,587.17	15%	3,42,600.83
Road A/c	192190.00				192190.00	192190.00	59,038.76	28,828.50	87,867.26	15%	1,63,361.50
Sanitary Equipment	35906.04				35906.04	35906.04	13,790.90	5,385.91	19,176.81	15%	30,520.13
Tapovan Project Fix Assets	207368.34				207368.34	207368.34	79,646.66	31,105.25	1,10,751.91	15%	1,76,263.09
Tarapur Renovation	7902628.59				7902628.59	7902628.59	15,28,671.42	11,85,394.29	27,14,065.70	15%	67,17,234.30
Pediatric NICU Kapatwanj - FCRA	1730512.45				1730512.45	1730512.45	3,05,384.55	2,59,576.87	5,64,961.42	15%	14,70,935.58
TOTAL	31485844.76		15,62,676.00	8,92,718.00	33941238.76			57,08,301.17			2,82,32,937.25

Examined & Found Correct
Chartered Accountant
UDIN20045319AAAAHS1217



Place: Anand
Date: 06-10-2020

Tribhuvandas Foundation, Anand


CHIEF EXECUTIVE OFFICER
TRIBHUVANDAS FOUNDATION
ANAND

TRIBHUVANDAS FOUNDATION - ANAND
Schedule - B - 31/03/2020
Details of Investment

Particulars	Amount
KDCC FDR	64,93,251.00
Oriental Bank of Commerce - ANAND	2,19,00,000.00
ICICI FDR	10,70,225.00
DCB Bank - FDR	2,07,000.00
Axis Bank - FDR	21,38,910.00
Total	3,18,09,386.00


Schedule - C - 31/03/2020
Details of Advance & Deposit


Particulars	Amount
Earnest Money Deposit	10,000.00
EPABX Deposit (BSNL - Anand)	2,141.00
Gas Cylinder Deposit Anand / Kheda	20,253.00
G.E.B. Deposit (MGVCL - Anand / Kheda District)	14,473.00
Oxygen Cylinder Deposit - (Santram Gases - Baroda)	15,000.00
Petrol & Diesel Deposit-Dimco Lubritorium-Anand	10,000.00
Telephone Deposit - (BSNL - Anand / Kheda District)	15,844.54
Total	87,711.54

Tribhuvandas Foundation Anand

Place: Anand
Date: 06-10-2020

Examined & found correct


Chartered Accountant
UDIN20045319AAAAHS1217


CHIEF EXECUTIVE OFFICER
TRIBHUVANDAS FOUNDATION
ANAND




Schedule - D - 31/03/2020
Trade & Other Debtors

Particulars	Amount
Anand Field opd	1,68,280.25
ARV-INDIAN IMMUNOLOGICAL LTD	938.00
BLOCK HEALTH OFFICE - ANAND	5,65,975.00
CHP MEDICINE - ANAND CENTER	10,79,517.85
CHP MEDICINE STORE - BALASINOR	10,80,598.40
CHP MEDICINE STORE - KAPADWANJ	10,85,406.70
CHP MEDICINE STORE- KHEDA	9,30,172.60
CHP MEDICINE STORE - TARAPUR	9,33,289.75
CLINIC MEDICINE STORE - ANAND OPD	6,79,575.75
CLINIC MEDICINE STORE- BALASINOR	99,156.20
CLINIC MEDICINE STORE - KAPADWANJ	7,48,188.00
CLINIC MEDICINE STORE - KHEDA	2,33,579.20
CLINIC MEDICINE STORE - TARAPUR	1,73,141.00
Dipak Doshi - Ahmedabad	4,740.00
GY. Medicine Store- Anand	87,000.00
GY. Medicine Hospital stock - Anand	2,95,522.80
VHW Jatan Project - Anand	23,000.00
VHW Jatan Project - Balasinor	4,625.00
VHW Jatan Project - Kheda	48,125.00
VHW Jatan Project - Tarapur	52,000.00
Karchaliya PHC	1,160.00
Kenyas - Germany	72,480.00
KKM - KAPADWANJ	86,991.00
NDDB - ANAND	1,65,750.00
Income Tax (TDS) FY 2018-19	4,55,995.00
Income Tax (TDS) FY 2019-20	3,57,448.00
Gy. Sanitary Pad - Visnubhai	27,480.00
Grand Total	94,60,135.50

Tribhuvandas Foundation Anand

Place: Anand

Date: 06-10-2020


CHIEF EXECUTIVE OFFICER
TRIBHUVANDAS FOUNDATION
ANAND.

Examined & found correct


Chartered Accountant
UDIN20045319AAAAHS1217



Schedule - E - 31/03/2020
Details of Cash & Bank Balance

Particulars		Amount	
(A)	<u>Cash on hand</u>		
	Head Office Anand	64,102.67	
	Balasinor Sub center	11,895.35	
	Cash - CHP Programme	14,490.20	
	Kheda Sub Center	2,549.00	
	Tarapur Sub Center	19,837.00	1,12,874.22
(B)	<u>Bank Balance</u>		
	Axis Bank - Anand	12,64,221.23	
	B.O.B. - Balasinor	14,078.05	
	Dena Bank - Kapadwanj	1,34,088.80	
	Dena Bank -Childline	1,55,986.44	
	Dena Bank -Dairy Rd. Anand	2,72,455.56	
	Dena Bank FC Account	77,663.90	
	I.C.I.C.I. Bank - V.V. Nagar	11,24,197.00	
	K.D.C.C. Bank - A/c No. 1416	40,265.24	
	K.D.C.C. Bank - Anand	2,38,874.10	
	K.D.C.C. Bank - Kheda	2,010.00	
	K.D.C.C. Bank - Tarapur	7,668.00	
	O.B.C. - Anand	58,05,000.48	
	S.B.I. - Anand	28,52,092.86	
	S.B.I. - Railway childline	2,41,291.00	
	S.B.I. - Balasinor	7,850.00	
	S.B.I. - Borsad	13,530.00	
	S.B.I. - Kapadwanj	18,262.94	
	S.B.I. - Kheda	16,576.00	
	S.B.I. - Mahemdavad	5,459.00	
	S.B.I. - Petlad	8,822.00	
	S.B.I. - Thasra	6,554.00	1,23,06,946.60
Cash & Bank Balance Total			12419820.82

Tribhuvandas Foundation
Anand

Examined & found correct

Chartered Accountant

UDIN20045319AAAHS1217

Place: Anand

Date: 06-10-2020


CHIEF EXECUTIVE OFFICER
TRIBHUVANDAS FOUNDATION
ANAND.




Schedule - F - 31/03/2020
Details of Closing Stock as per 31 March 2020


Particulars	Amount
CENTER STORE CLOSING STOCK	
CHP Medicine Stock	17,49,978.50
Clinic Medicine Stock	12,26,430.01
Handicraft	7,87,240.70
Total Rs.	37,63,649.21

Tribhuvandas Foundation Anand

Place: Anand
Date: 06-10-2020


CHIEF EXECUTIVE OFFICER
TRIBHUVANDAS FOUNDATION
ANAND.

Examined & found correct


Chartered Accountant
UDIN20045319AAAAHS1217

